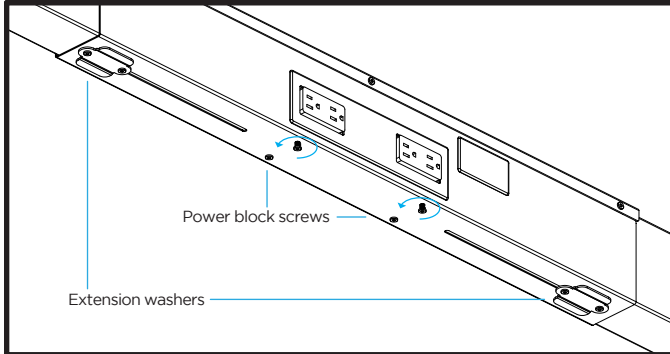
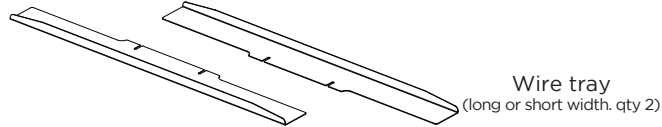


Power & Data Rail: Wire Tray

SKU: PDC005-TRAY

UPLIFT DESK

Package Contents



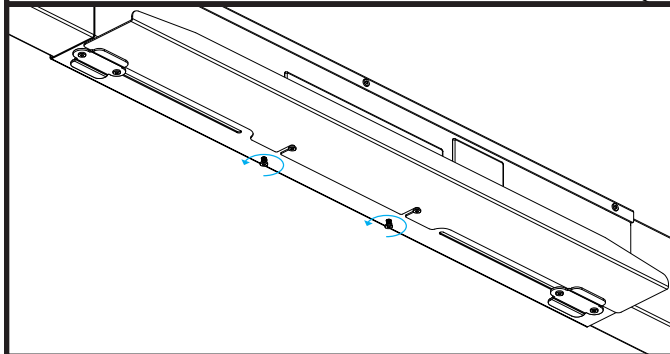
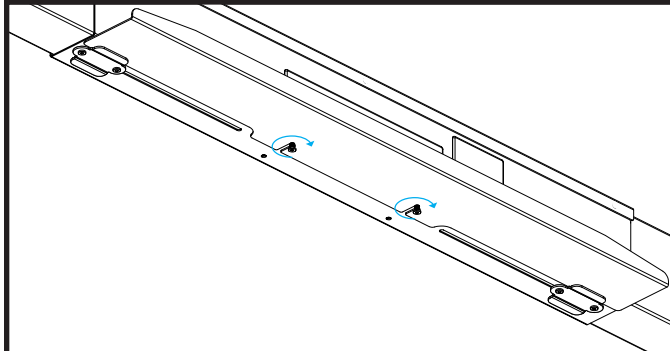
Step 1 - Single Tray

The Extension washers and the screws used to attach the Power block to the Rail assembly will also be used to attach the Wire trays.

Loosen all four screws of the Extension washers. Then loosen the two Power block screws on the side the first Wire tray is being attached to. Only loosen these screws enough to slide the Wire tray underneath (about two full turns). DO NOT COMPLETELY REMOVE THESE SCREWS.

Align the slots of the Wire tray with the Power block screws. Then slide the tray underneath both the Power block screw heads and the wings of the Extension washers as far as it will go. Make sure that the outer lip of the Wire tray is facing up towards the top of the Rail assembly and away from the floor.

Once the Wire tray is in place, tighten the Power block screws with the 3mm Allen wrench. If you are going to add a second Wire tray to the other side of the Rail, do not tighten the Extension washer screws yet.

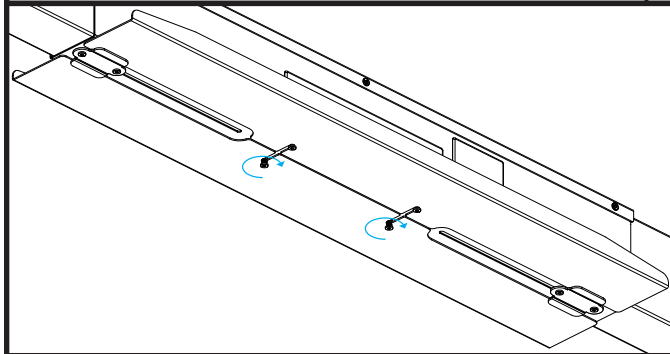


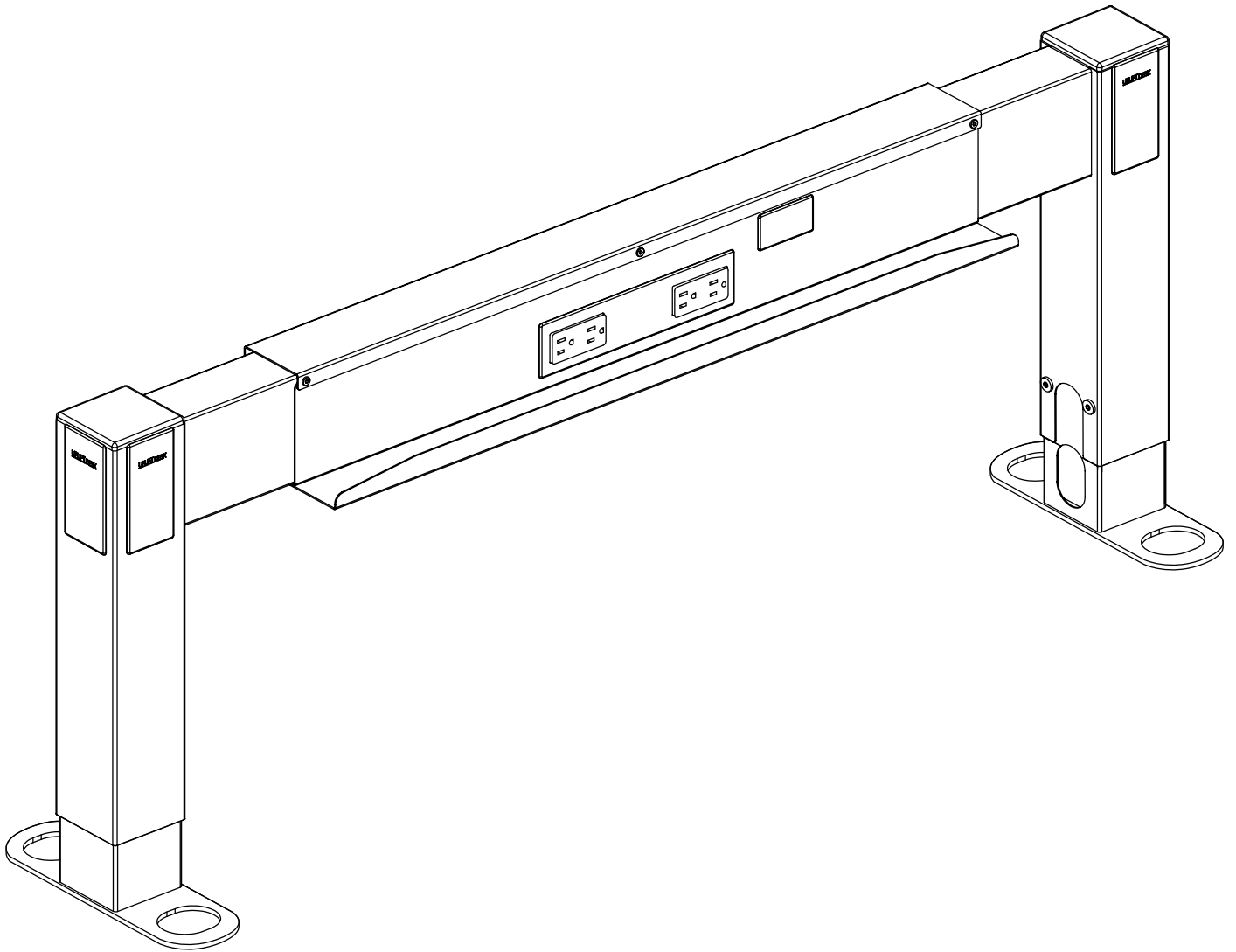
Step 2 - Dual Trays

Once the first Wire tray is in place and the Power block screws have been tightened, loosen the other two Power block screws about two full turns. Again, DO NOT COMPLETELY REMOVE THESE SCREWS.

Slide the second Wire tray under the Power block screw heads and the Extension washer wings just like the first Wire tray.

Once the second Wire tray is in place, tighten the two Power block screws and the four Extension washer screws completely using the 3mm Allen wrench.





CAUTIONS & WARNINGS

⚠ CAUTION: Read all instructions before assembly. Failure to assemble or operate properly may result in damage or personal injury. Retain manual for future reference.

© **Copyright Notice:** These instructions are a component of this accessory. These instructions are part of the scope of delivery, even if the item is resold. These instructions are also available on the UPLIFT Desk website: uplift-desk.com. Excerpts or copies may not be forwarded to third parties or used in any other published form without the prior written consent of UPLIFT Desk. These instructions are subject to United States copyright law.

© **UPLIFT Desk** • 800-349-3839 • info@upliftdesk.com • upliftdesk.com