















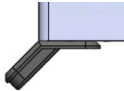
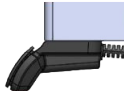




Desk Keypads by UPLIFT Desk

 Comparison Chart



Model	Basic Keypad	Basic Display Keypad	Advanced Keypad	Advanced Comfort Keypad	Advanced Paddle Keypad
 One-Touch Height Adjustments	✗	✗	✓	✓	✓
 Able to Choose One-Touch or Constant-Touch Modes	✗	✗	✓	✓	✓
 Memorized Seated and Standing Height Settings	✗	✗	✓	✓	✓
 Child Safety Lock	✗	✗	✓	✓	✓
 Min & Max Height Settings	✗	✗	✓	✓	✓
 Auto-Dark Display	✗	✓	✓	✓	✓
 Desk Height Calibration	✗	✗	✓	✓	✓
 Digital Height Display	✗	✓	✓	✓	✓
 Collision Sensitivity Adjustments	✗	✓	✓	✓	✓
 Soft-Touch Face	✗	✗	✗	✓	✗
 No-Look Controls	✗	✗	✗	✓	✓
 Tap or Double Tap Paddle Up or Down	✗	✗	✗	✗	✓
 Standing Reminders	✗	✗	✗	✗	✓
 Graphical LED Display	✗	✗	✗	✗	✓
 Available Colors	●	● ○ ●	● ○ ●	● ○ ●	●
 Angled or Flush Mounted to Desktop (side view)	Angled 	Angled 	Flush 	Angled 	Angled 