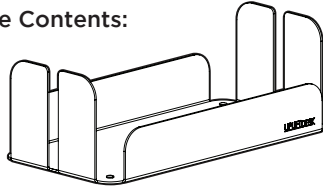


# UPLIFT DESK<sup>®</sup>

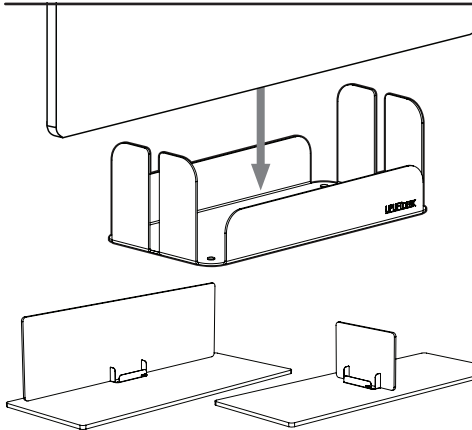

## Desktop Acoustic Privacy Panel Holder ACC026

### Package Contents:



Desktop Acoustic  
Privacy Panel Holder

This holder is for use with the UPLIFT Acoustic Privacy Panel, contained in another package.

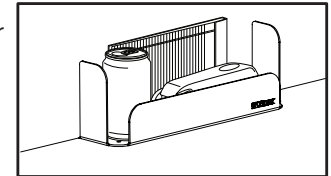


### Step 1

Set the Desktop Acoustic Privacy Panel Holder in the location on your worksurface where you plan to set your Acoustic Privacy Panel. This can be at the back, sides, or even the middle of your desk.

Setting the holder in the middle of your worksurface allows you to create a divided workstation.

There is also storage space on either side of the holder for small desktop items.



© **Copyright Notice:** These instructions are a component of the UPLIFT Panel Holder. These instructions are part of the scope of delivery, even if the item is resold. These instructions are also available on the UPLIFT Desk website: [upliftdesk.com](http://upliftdesk.com). Excerpts or copies may not be forwarded to third parties or used in any other published form without the prior written consent of UPLIFT Desk. These instructions are subject to United States copyright law.