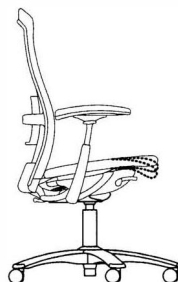
**Standard Features:****Synchronized recline with auto-balanced tension**

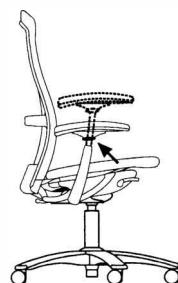
No need to adjust tension. Automatic recline tension counter-balances your body weight, resulting in perfect balance as you recline.

**Forward seat flex**

No knobs or levers needed. Lean forward or perch toward the edge of the seat and Life's seat pan automatically adjusts to support your position.

**Tension preference selector**

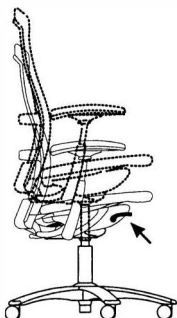
To perfect the tension adjust the preference lever located at the back left of the chair while in the upright position.

**Arm Options:**

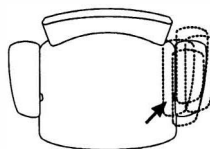
**Fixed arms:**  
Non-adjustable.

**Height Adjustable Arms:**

Light the lever on the outside of the armrest to adjust arm height.

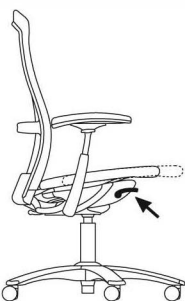
**Seat height adjustment**

To raise or lower the height, lift the lever on the right side of the chair and adjust to the proper height.

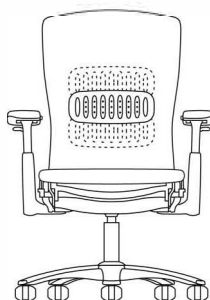
**High Performance Height and Fore/Aft Adjustable Arms:**

Lift the lever on the outside of the armrest to adjust arm height.

The armrests adjust in an orbital motion and lock into a fixed position by pressing the button on the inside of the pad. The armrests can be positioned to the front or back and in width.

**Sliding seat depth adjustment**

Using the same lever as the seat height, push down to slide the seat within the 4" seat depth range. Release the lever to lock the seat into position.

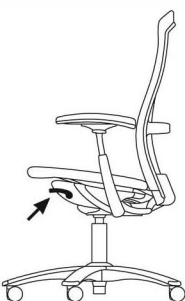
**Lumbar Options:****Height Adjustable Lumbar**

The lumbar support is held on to the chair with magnets for easy installation and a maximum range of adjustability.

To install the lumbar, separate the halves of the magnetic lumbar and place it in the desired position on your chair. Secure it by putting both halves back together around the back suspension fabric on the chair.

Adjust the lumbar by sliding the lumbar pad up and down the back of the chair.

Note: Product contains magnets. Consult the lumbar hangtag for more information.

**Upright tilt lock**

To lock the seat in an upright position, push down the lever located on the left side of seat. Lift lever to unlock.

# UPLIFT DESK®

[www.upliftdesk.com](http://www.upliftdesk.com)

[info@upliftdesk.com](mailto:info@upliftdesk.com)

800-349-3839