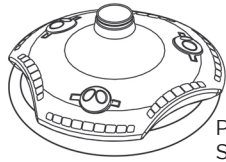


UPLIFT DESK® UPLIFT Motion Stool ACC100

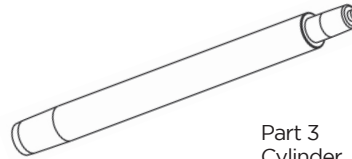
Package Contents:



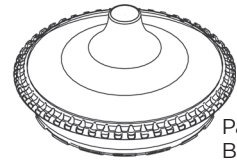
Part 1
Seat



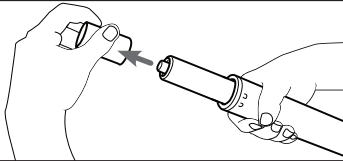
Part 2
Neck



Part 3
Cylinder

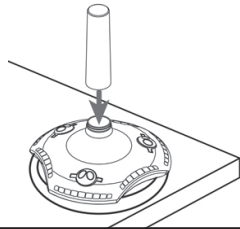


Part 4
Base



Step 1

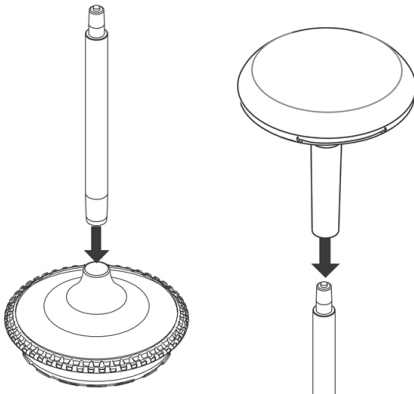
The Cylinder (part 3) comes with a plastic cap which protects the gas-release button during shipment. Remove this plastic cap from the end of the Cylinder, and dispose of it.



Step 2

Place the larger end of the Neck (part 2) over the bottom of the Seat (part 1).


Press firmly until you feel it snap into place. If there is a gap around just half of where the parts join, press down firmly again in that direction to assure that the pieces have been joined completely.



Step 3

Slip the larger end of the Cylinder (part 3) into the hole on the Base (part 4).

Then, affix the Seat (part 1) and Neck (part 2) assembly to the top of the Cylinder (part 3).



Step 4

Seat height is adjusted by pressing one of the 3 buttons found under the seat.

The stool's weighted convex base enables you to move freely while sitting or perching. The weighted base keeps the stool upright when not in use. A treaded rubber covering on the weighted base maximizes friction with the floor.

You can perch sit with the stool tilted forward or rock back and forth. This stool allows motion in every direction. That's why we call it UPLIFT Motion.

The fabric seat provides maximum breathability. This isn't a hot seat after all, it's made for comfort. Keeps you dry; it's no sweat!

The soft foam padded seat cushion with waterfall edge reduces pressure points and allows maximum flexibility. There's a reason most stools are round.



Copyright Notice: These instructions are a component of the UPLIFT Motion Stool. These instructions are part of the scope of delivery, even if the item is resold. These instructions are also available on the UPLIFT Desk website: upliftdesk.com. Excerpts or copies may not be forwarded to third parties or used in any other published form without the prior written consent of UPLIFT Desk.

These instructions are subject to United States copyright law.