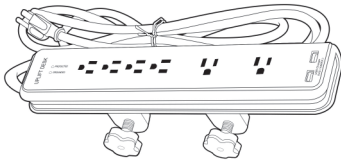
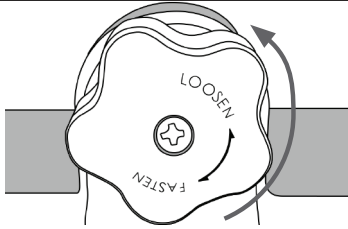


UPLIFT DESK[®] Clamp-on Surge Protector ACC003



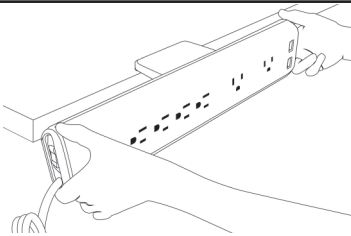
Specifications:
Dimensions: 13.6" L x 3" W
Cord Length: 15'
Warranty: 1 year
Consumption: 5.5kWh/year
Operational temperature: -10 to 50°C
Max Surge Voltage: 6,000 V

Dissipation power output: 1200 Joules
RH: 10-80% non condensed
Outlets: 6
(including 2 for large AC adapters)
Power outlet: 125 V- 60Hz 15A
USB Charging Ports: 2
USB port: 5 V ⚡ 2.1 A



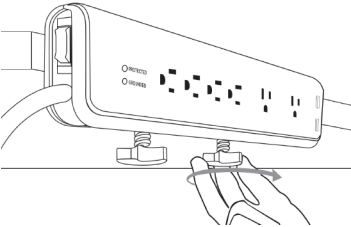
Step 1

Remove UPLIFT Clamp-On Outlet Strip from the box and turn clamp dials in the direction marked "loosen" on the dial to open the clamp. The clamping mechanism can accommodate desktops of up to 1.24" thick. If your desktop is thicker than that, the clamp can be attached to the frame ends beneath your desk.



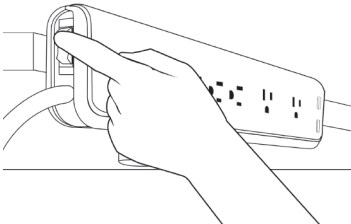
Step 2

Once the clamping mechanism has been opened wide enough, slide the UPLIFT Clamp-On Outlet strip onto the edge of your desktop in the desired location. The clamp dials should be facing down and the support tab on the opposite side should be facing up.



Step 3

When UPLIFT Clamp-On Outlet Strip has been slid firmly onto the edge of the desktop, turn the clamp dials in the direction marked "fasten" to close the clamps. Turn until dials offer resistance and UPLIFT Clamp-On Outlet is locked in place.



Step 4

Untwist the ties that are bundling the power cord and plug the power cord into a wall outlet. Press the red switch located just above where the power cord connects to the power strip. The switch will light up when flipped to the RESET position. Your UPLIFT Clamp-On Outlet Strip is now ready to use!



Warning: Unplug from wall before routing wires under your desk and plugging them into the power strip.



Warning: If you are not sure about any part of these instructions, consult a qualified electrician.



Warning: To avoid overheating and possible damage to this product and other equipment, do not use to control a device which exceeds the designed ratings



Warning: Outlet Strip maintenance should be performed by qualified personnel only. Hazardous voltages are present inside the unit during operation. Please be sure to follow all electrical safety precautions when servicing this unit. Unit should be disconnected from all power sources prior to servicing to reduce the risk of electrical shock.



Warning: This product must be installed and/or used in accordance with the appropriate electrical codes and regulations.



Warning: The UPLIFT Clamp-On Power Outlet needs a path to ground to work properly, and should only be plugged directly into a grounded outlet. Using any extension cord in conjunction with an UPLIFT Clamp-On Power Outlet will void all UPLIFT warranties. All connected equipment should be plugged directly into your UPLIFT Clamp-On Power Outlet



Warning: Avoid getting any liquid on the unit, as it can cause shock & fire. If unit gets wet, disconnect the power at the circuit breaker, fuse or outlet. Ensure the unit is completely dry before connecting this product to a power source.